

ELF 400 SV

ELF 400 Spout



ELF 400 Handheld



ELF 400 Injection



Example pictures; machines equipped with accessories


This Entry Level Filler, the ELF 400 SV is designed as a little work horse! Your little helper! The ELF 400 SV will ensure you get precise portion control quickly, and can be completely disassembled for cleaning in seconds. Your little helper, the ELF 400 SV is always there when you need it, never complains, gets tired or takes days off!

ADVANTAGES:

- Very small footprint - fits conveniently on any table or counter
- Speed and portion accuracy
- Solid stainless steel construction throughout
- Rugged, durable design
- Full wash down, all food contact parts dish washer safe
- Tool free, quick cleaning and change-over design
- Deposit range: 9 ml - 419 ml

FEATURES:

- Volumetric depositing
- 5 product cylinder sizes available to meet your portion requirements
- 22 litres conical hopper

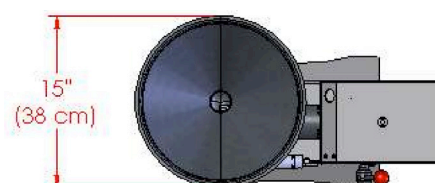
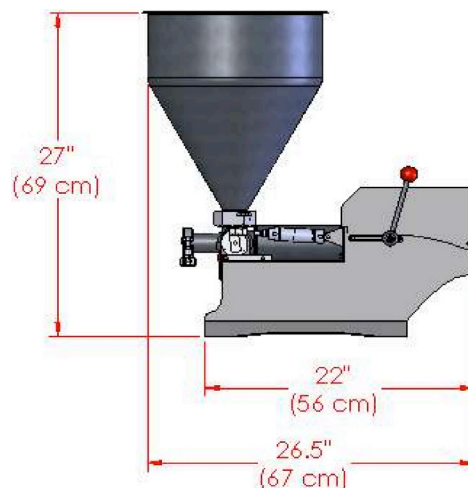


ELF 400 SV

SYSTEM INCLUDES

- Quick start guide and spare parts kit

PRODUCT CYLINDER SIZE	DEPOSIT VOLUME	
	MIN	MAX
3"	53 ml	419 ml
2.5"	24 ml	285 ml
2"	23 ml	185 ml
1.5"	10 ml	95 ml
1"	9 ml	42 ml



SHIPPING INFORMATION

- Dimensions: 75 cm x 50 cm x 85 cm; Weight: 24 kg



SPEED

- Up to 140 deposits/min. based on portion size and product consistency



POWER

- Air: 3-5 CFM at 80 psi (88,5 - 141,5 litres/min. at 5.5 bar)



PARTICLE SIZE

- Up to 19 mm cubic soft particulates

CERTIFICATES

